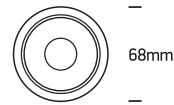


# INSTALLATION MANUAL

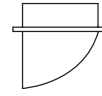
## 10105E1



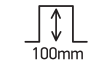
68mm



62mm



65mm



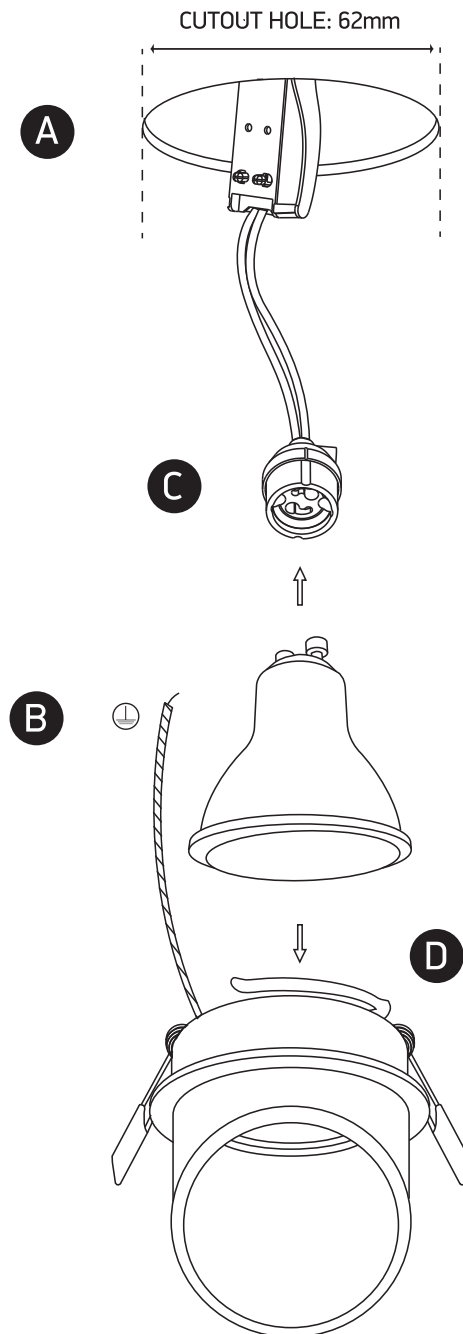
100mm



15cm

**one**  
LIGHT

100-240V | MR16 | GU10 | 10W | IP20 | Aluminium



### Warnings:

1. Make sure that the product is installed properly before connecting to electricity.
2. Do not cover the fitting.
3. Maintenance and installation should only be carried out by a professional electrician.