

INSTALLATION MANUAL

10112X

LED
BUILT IN

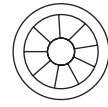


**DARK
LIGHT**

**90
CRI**

CE EAC UK CA

**RoHS
COMPLIANT**

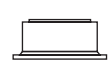
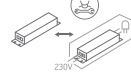


112mm

35mm

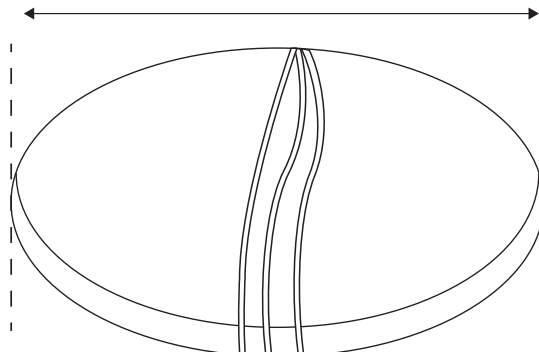
one
LIGHT

230V | SMD 3030 | 12W | IP20 | Aluminium
Complete with 300mA driver.

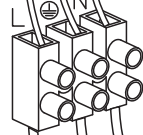


A

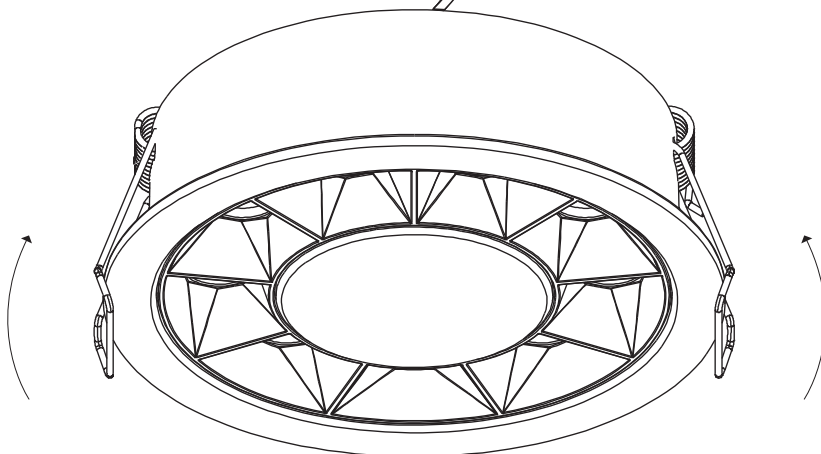
CUTOUT HOLE: 100mm



B



C



Warnings:

1. Make sure that the product is installed properly before connecting to electricity.
2. Do not cover the fitting.
3. Maintenance and installation should only be carried out by a professional electrician.