



ICE TUBE LED S 8121 CH



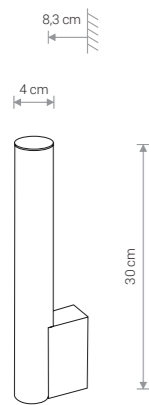
ICE TUBE LED M 8122 CH



ICE TUBE LED S 8118 CH




ICE TUBE LED M 8120 CH



ICE TUBE LED S

PC, stal chromowana / PC, electroplated steel /
PC, хромированная сталь

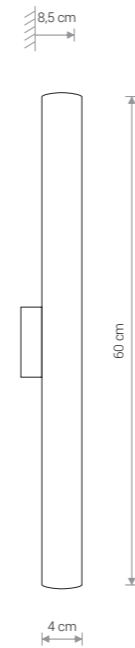
8121 ● CH



ICE TUBE LED M

PC, stal chromowana / PC, electroplated steel /
PC, хромированная сталь

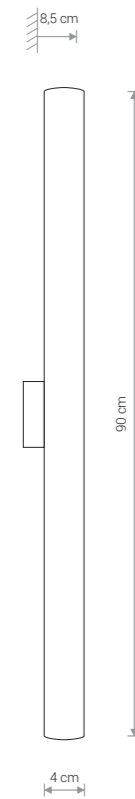
8122 ● CH



ICE TUBE LED S

PC, stal chromowana / PC, electroplated steel /
PC, хромированная сталь

8118 ● CH



ICE TUBE LED M

PC, stal chromowana / PC, electroplated steel /
PC, хромированная сталь

8120 ● CH

Item No.	POWER	COLOUR TEMP.	LUMINOUS FLUX	BEAM ANGLE	COLOUR RENDERING INDEX (CRI ≥)	INPUT	POWER FACTOR	SAFETY CLASS	INGRESS PROTECTION	LIFETIME
8121	5W	4000K	380 lm	120°	80	~220-230V, 50/60Hz	0,5	□	IP44	30 000h
8122	8W	4000K	630 lm	120°	80	~220-230V, 50/60Hz	0,5	□	IP44	30 000h

Item No.	POWER	COLOUR TEMP.	LUMINOUS FLUX	BEAM ANGLE	COLOUR RENDERING INDEX (CRI ≥)	INPUT	POWER FACTOR	SAFETY CLASS	INGRESS PROTECTION	LIFETIME
8118	12W	4000K	1100 lm	120°	80	~220-230V, 50/60Hz	0,9	□	IP44	30 000h
8120	18W	4000K	1700 lm	120°	80	~220-230V, 50/60Hz	0,9	□	IP44	30 000h