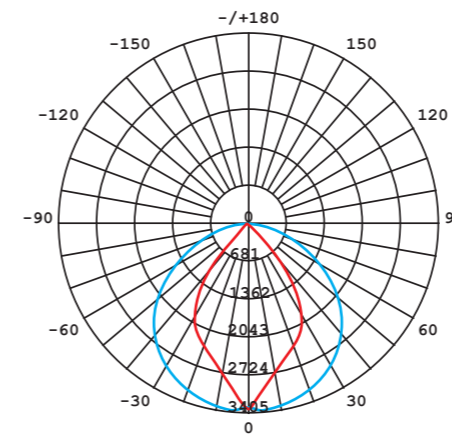


CL HALL PRO LED 150, 40W



LUMINOUS INTENSITY DISTRIBUTION DIAGRAM



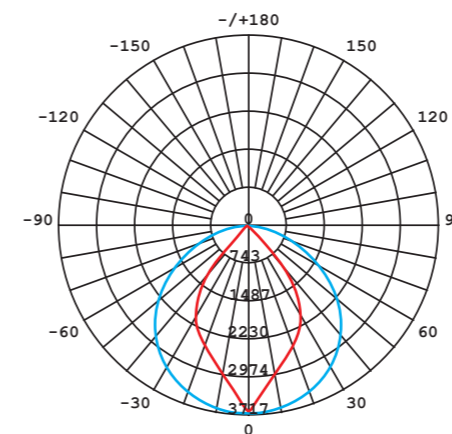
Luminous intensity [cd]
C0-C180 — (red line)
C90-C270 — (blue line)

Beam cone diagram
Beam angle 80°

Distance [m]	Illuminance [lx] 4000K	Diameter [m]
1 m	3371	1,67
2 m	843	3,33
3 m	375	5,00
4 m	211	6,67
5 m	135	8,33
6 m	94	10,00
7 m	69	11,66

8260, 40W, 4000K, beam angle 80°

LUMINOUS INTENSITY DISTRIBUTION DIAGRAM



Luminous intensity [cd]
C0-C180 — (red line)
C90-C270 — (blue line)

Beam cone diagram
Beam angle 83°

Distance [m]	Illuminance [lx] 4000K	Diameter [m]
1 m	3680	1,77
2 m	920	3,53
3 m	409	5,30
4 m	230	7,07
5 m	147	8,83
6 m	102	10,60
7 m	75	12,36

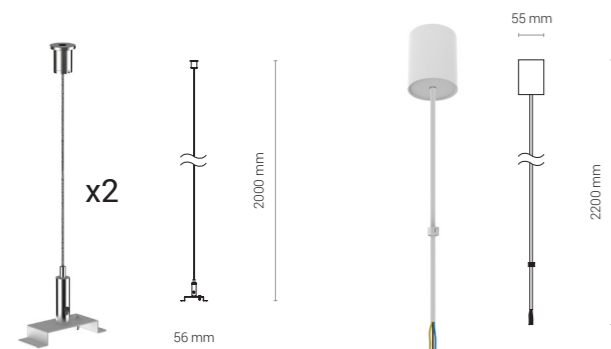
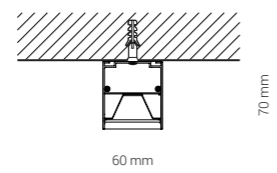
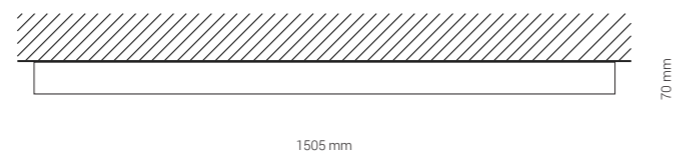
8261, 40W, 4000K, beam angle 83°

CL HALL PRO LED

aluminium / aluminum / алюминий

8260 ○ WH - 4000K

8261 ● BL - 4000K



CL OFFICE PRO / HALL PRO SUSPENSION KIT

stal / steel / сталь

8291 ○ WH

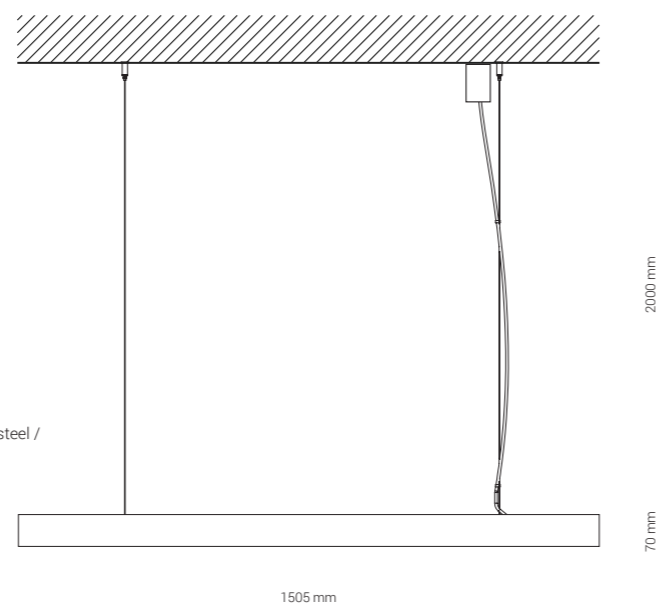
8250 ● BL

CL OFFICE PRO / HALL PRO POWER SUPPLY KIT

przewód, stal lakierowana / wire, painted steel / проволока, лакированная сталь

8290 ○ WH

8288 ● BL



Item No.	POWER	COLOUR TEMP.	LUMEN	BEAM ANGLE	CRI	IP	LED BRAND	DRIVER BRAND	LIFETIME	WARRANTY
8260	40W	4000K	5540	80°	≥80	52	PHILIPS	PHILIPS	50000h	5 YEARS
8261	40W	4000K	5400	83°	≥80	52	PHILIPS	PHILIPS	50000h	5 YEARS