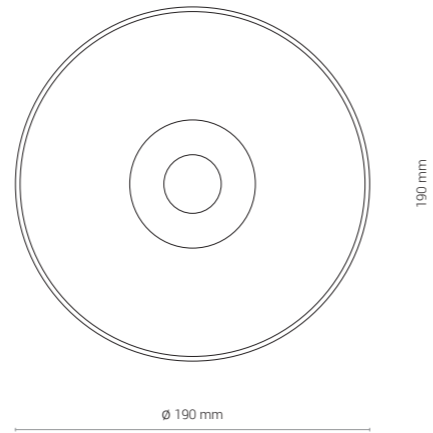




# CL IOS LED 40W



# CL IOS LED 40W, 60°

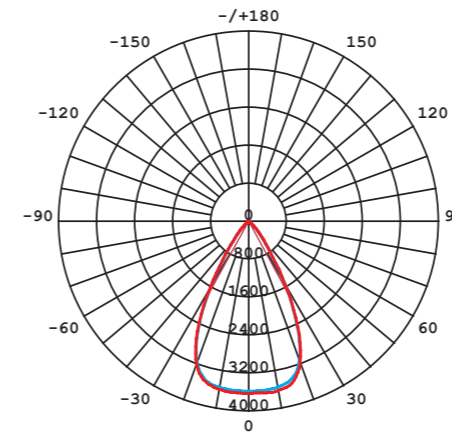
aluminium / aluminum / алюминий

8726 ○ WH - 3000K 8724 ● BL - 3000K

8725 ○ WH - 4000K 8723 ● BL - 4000K

Item No.	POWER	COLOUR TEMP.	LUMEN	BEAM ANGLE	CRI	IP	LED BRAND	DRIVER BRAND	LIFETIME	WARRANTY
8726	40W	3000K	3200	60°	≥90	20	BRIGHTLUX	OSRAM	50000h	5 YEARS
8725	40W	4000K	3200	60°	≥90	20	BRIGHTLUX	OSRAM	50000h	5 YEARS
8724	40W	3000K	3200	60°	≥90	20	BRIGHTLUX	OSRAM	50000h	5 YEARS
8723	40W	4000K	3200	60°	≥90	20	BRIGHTLUX	OSRAM	50000h	5 YEARS

LUMINOUS INTENSITY DISTRIBUTION DIAGRAM



Luminous intensity [cd]  
C0-C180 — (red line)  
C90-C270 — (blue line)

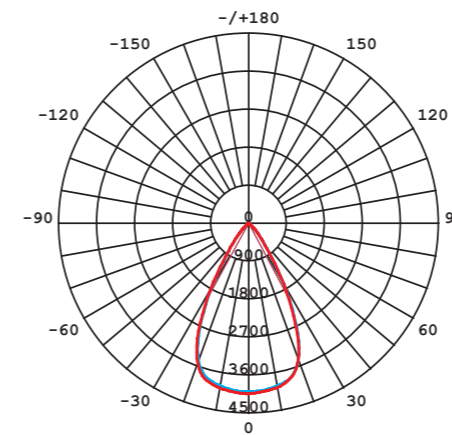


Beam cone diagram  
Beam angle 60°

Distance [m]	Illuminance [lx] 3000K	Diameter [m]
1 m	3630	1,04
2 m	907	2,08
3 m	403	3,12
4 m	227	4,15
5 m	145	5,19
6 m	101	6,23
7 m	74	7,27

8724, 8726, 40W, 3000K, beam angle 60°

LUMINOUS INTENSITY DISTRIBUTION DIAGRAM



Luminous intensity [cd]  
C0-C180 — (red line)  
C90-C270 — (blue line)



Beam cone diagram  
Beam angle 60°

Distance [m]	Illuminance [lx] 4000K	Diameter [m]
1 m	4037	1,09
2 m	1009	2,18
3 m	449	3,27
4 m	252	4,35
5 m	162	5,44
6 m	112	6,53
7 m	82	7,62

8723, 8725, 40W, 4000K, beam angle 60°