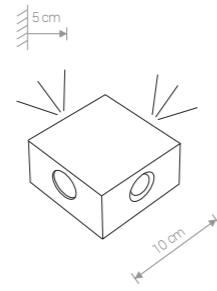




ZEM LED 4444 GR




### ZEM LED

aluminium, szkło / aluminium, glass / алюминий, стекло

4444 ● GR



SEMI LED 6775 GR



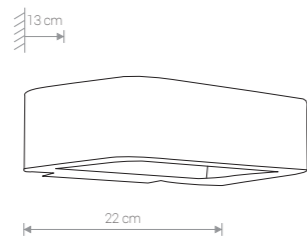
### SEMI LED

aluminium, szkło / aluminium, glass / алюминий, стекло

6775 ● GR



MUNO LED 6776 GR



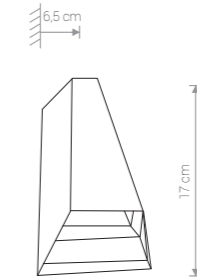
### MUNO LED

aluminium / aluminium / алюминий

6776 ● GR



PEAK LED 4441 GR



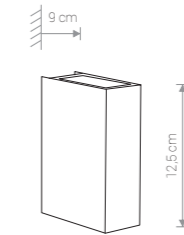
### PEAK LED

aluminium, szkło / aluminium, glass / алюминий, стекло

4441 ● GR



DRAS LED 4442 GR



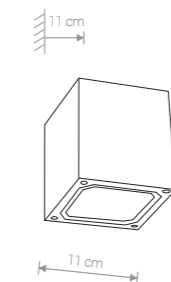
### DRAS LED

aluminium, szkło / aluminium, glass / алюминий, стекло

4442 ● GR



KHUMBU 4443 GR



### KHUMBU

aluminium, szkło / aluminium, glass / алюминий, стекло

4443 ● GR

Ⓢ 1xG9 max 40W

IP 44

Item No.	POWER	COLOUR TEMP	LUMINOUS FLUX	BEAM ANGLE	COLOUR RENDERING INDEX (CRI >)	INPUT	SAFETY TYPE	POWER FACTOR	INGRESS PROTECTION	INGRESS PROTECTION
4444	4x1W LED CREE ◀	3000K	321 lm	16°	80	~200-240V, 50Hz	⊕	0,89	IP 54	10 000 h
6775	36x0,2W LED CREE ◀	3000K	242 lm	120°	80	~220-240V, 50Hz	⊕	0,54	IP 54	8 000 h
6776	1x6W LED CREE ◀	3000K	242 lm	120°	80	~220-240V, 50Hz	⊕	0,54	IP 54	8 000 h

Item No.	POWER	COLOUR TEMP	LUMINOUS FLUX	BEAM ANGLE	COLOUR RENDERING INDEX (CRI >)	INPUT	SAFETY TYPE	POWER FACTOR	INGRESS PROTECTION	LIFETIME
4441	2x3W LED CREE ◀	3000K	62 lm	83°	80	~200-240V, 50Hz	⊕	0,91	IP 54	10 000 h
4442	2x3W LED CREE ◀	3000K	122 lm	65°	80	~200-240V, 50Hz	⊕	0,91	IP 54	10 000 h