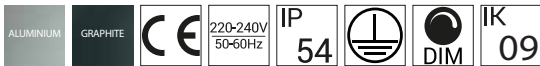


OPPLAND



LILLESAND



OPPLAND Powder coated aluminium bollard. Lens: UV stabilised polycarbonate. Indirect LED light output.

Art	Watt	Type of light source:	Luminous flux	Colour temperature	Lifetime (L70/B50)	EEL	Height (cm)	Dimmable
1321	9,3W	LED	301 lm	3000K	50 000h	A++	85cm	Dim. Triac

Accessories for Oppland Art. 1321

205	Concreting anchor	p. 114
206	Anchoring support	p. 114

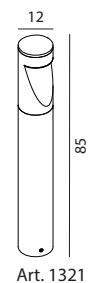
LILLESAND Powder coated aluminium bollard. Lens: satin PMMA .

Art	Watt	Type of light source:	Luminous flux	Colour temperature	Lifetime (L70/B50)	EEL	Height (cm)	Dimmable
1380	-	E27	-	-	-	A+..D	85cm	-
1382	8,5W	LED E27	495 lm	2700K	25 000h	A+	85cm	Dim. Triac

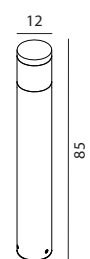
Accessories for Lillesand Art. 1380 and 1382

205	Concreting anchor	p. 114
206	Anchoring support	p. 114

Art. 1382: 8,5W LED E27 bulb included, 806 lm, 2700K, 25000h, dimmable, EEL: A+



Art. 1321



Art. 1380
Art. 1382